

Fingerprints

Name: _____







1. Fingerprint Principles

According to criminal investigators, fingerprints follow 3 fundamental principles:

1. A fingerprint is an _____ characteristic; no two people have been found with the _____ same fingerprint pattern.
2. A fingerprint pattern will remain _____ for the _____ of an individual. However, the print itself may change due to permanent _____ and diseases.
3. Fingerprints have general characteristic _____ patterns that allow them to be systematically identified.

2. Fingerprint Classification

<p>Arches Ridges enter on one side & exit on the other side.</p>  <p>_____</p> <p>Arch Arch</p>		<p>Whorls Consists of circles, more than one loop, or a mixture of pattern types</p>  <p>_____</p> <p>Whorl Whorl</p>	
<p>Loops Ridges enter on one side & exit on the same side</p>  <p>L - _____ Loop L - _____ Loop</p> <p>R - _____ Loop R - _____ Loop</p>		 <p>_____</p> <p>Whorl Whorl</p>	

3. Fingerprint Factoid

Give the % for each.

Loops = _____%

Whorls = _____%

Arches = _____%

4. Identify each fingerprint pattern shown on the class notes.

A. _____ B. _____

C. _____

D. _____ E. _____

5. My Prints - Follow your teacher's directions to document your fingerprints on the worksheet. Use your notes and a magnifying glass to identify the pattern in each one.